



FRANKLIN TEMPLETON
INVESTMENTS

TEMPLETON ASIAN GROWTH FUND

A SUB-FUND OF FRANKLIN TEMPLETON INVESTMENT FUNDS

31 January 2010

INVESTMENT OBJECTIVE

The Fund's investment objective is long-term capital appreciation. It seeks to achieve by investing in equity and equity related securities of entities which derive a significant proportion of their profits or have their area of primary activity in Asian countries excluding Australia, New Zealand and Japan.

- The Fund invests in emerging market securities which are exposed to higher risk of economic, political and regulatory changes that may pose additional risk to the Fund.
- This investment involves risks which may result in loss of part or entire amount of your investment.
- Before you decide to invest, you should make sure the intermediary has explained to you that the fund is suitable to you.
- Investors should not only base on this marketing material alone to make investment decisions.

FUND MANAGER

Mark Mobius

FUND DATA

Fund Inception Date: 30 Jun 1991

A(acc)EUR: 25 Oct 2005

A(acc)USD: 14 May 2001

A(Ydis)USD: 30 Jun 1991

B(acc)USD: 14 Feb 2007

Base Currency of Fund: US Dollar

Fund size: USD 8,135 million

Net Asset Value as of: 31 Jan 2010

A(acc)EUR: EUR 18.76

A(acc)USD: USD 26.07

A(Ydis)USD: USD 24.28

B(acc)USD: USD 11.83

High/Low NAV: A(Ydis)USD

1 Year High: USD 26.56 12 Jan 2010

1 Year Low: USD 11.34 2 Mar 2009

FEES

	INITIAL SALES CHARGE	SERVICING CHARGE
A shares	Up to 5.00%	N/A
B shares	N/A	Up to 1.06%
	MANAGEMENT FEE	MAINTENANCE CHARGE
A shares	1.35%	Up to 0.50%
B shares	1.35%	Up to 0.75%

FUND RATINGS

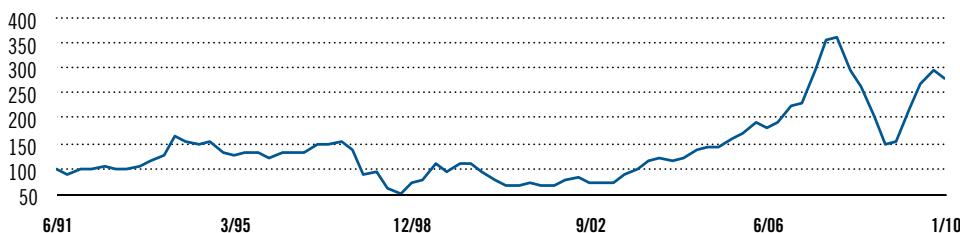
Morningstar™ Overall Rating:² ★★★★★

S&P Fund Management Rating:³ AAA

CODES

	ISIN	BLOOMBERG
A(acc)EUR	LU0229940001	TEMAAAELX
A(acc)USD	LU0128522157	TEMFRBILX
A(Ydis)USD	LU0029875118	TEMFREILX
B(acc)USD	LU0285260591	TEMAGBULX

TOTAL PERFORMANCE SINCE LAUNCH - A(YDIS)USD



CUMULATIVE PERFORMANCE % (DIVIDENDS RE-INVESTED)

	YTD	3-MO	1-YR	3-YR	5-YR	10-YR	SINCE LAUNCH
A(Ydis)USD	-4.93	5.70	98.70	28.51	104.05	155.45	179.43
MSCI All Country Asia ex Japan Index	-6.02	0.71	71.40	10.05	78.04	78.03	308.89

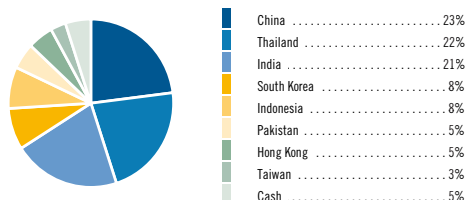
CALENDAR YEAR PERFORMANCE % FOR A(YDIS)USD (DIVIDENDS RE-INVESTED)

2009	2008	2007	2006	2005
103.10	-60.18	62.12	32.76	25.92

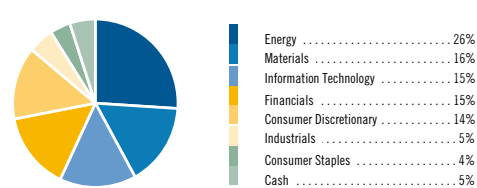
PORTFOLIO COMPOSITION (% OF TOTAL)¹

EQUITY	FIXED INCOME	CASH	3-YR ANNUALIZED STANDARD DEVIATION	WEIGHTED AVG. CREDIT RATING	WEIGHTED AVG. DURATION	WEIGHTED AVERAGE P/E RATIO
94.61%	0.00%	5.39%	36.23	N/A	N/A	16.17

GEOGRAPHICAL ALLOCATION¹



SECTOR ALLOCATION¹



Source: Franklin Templeton Investments and Standard and Poor's Investment Services, in Fund Currency, NAV to NAV, taking into account of reinvestments and capital gain or loss. Performance information is based on A(Ydis)USD Shares only.

TOP 5 HOLDINGS (31 JANUARY 2010)

HOLDINGS	COUNTRY	INDUSTRY	%
SESA GOA LTD	India	Materials	5.58
TATA CONSULTANCY SERVICES LTD	India	Software & Services	5.42
DENWAY MOTORS LTD	China	Automobiles & Components	5.04
PTT PUBLIC CO LTD	Thailand	Energy	4.63
P T ASTRA INTERNATIONAL TBK	Indonesia	Automobiles & Components	4.46

FOR MORE INFORMATION, PLEASE VISIT US AT: www.franklintempleton.com.hk

1. Due to rounding, the sum of portfolio may not equal 100%. 2. Source: © 2010 Morningstar, Inc. All rights reserved. The information contained herein: (1) is proprietary to Morningstar; (2) may not be copied or distributed; and (3) is not warranted to be accurate, complete or timely. Neither Morningstar nor its content providers are responsible for any damages or losses arising from any use of this information. 3. Copyright © 2010 Standard & Poor's, a division of The McGraw-Hill Companies, Inc. Standard & Poor's including its subsidiary corporations ("S&P") is a division of The McGraw-Hill Companies, Inc.

Franklin Templeton Investments (Asia) Limited is the issuer of this report. This report is neither an offer nor solicitation to purchase shares of the fund; applications for shares may only be made on forms of application available with the Explanatory Memorandum/Prospectus. Investments are subject to investment risks, fund value may go up as well as down and past performance is not indicative of future performance. The investment returns are denominated in fund currency. Investors investing in funds denominated in non-local currency should be aware of the risk of exchange rate fluctuations that may cause a loss of principal. Investors should read carefully the Explanatory Memorandum/Prospectus (including the section "Risk Considerations") for the relevant risks associated with the investment in the fund before investing.

Distribution of this report may be restricted in certain jurisdictions. This report does not constitute the distribution of any information or the making of any offer or solicitation by anyone in any jurisdiction in which such distribution or offer is not authorized or to any person to whom it is unlawful to distribute such a report or make such an offer or solicitation. This report has not been reviewed by the Securities and Futures Commission of Hong Kong.



FRANKLIN TEMPLETON
INVESTMENTS
富蘭克林鄧普頓投資

鄧普頓亞洲增長基金

富蘭克林鄧普頓投資基金子基金

截至 2010 年 1 月 31 日

投資目標

本基金透過投資於亞洲（不包括澳洲、新西蘭及日本）中能獲取大部份盈利的機構，或在亞洲有主要業務的機構的股票及與股票有關的證券，以達致資本增值的目標。

基金經理

Mark Mobius

基金資料

基金成立日期：1991 年 6 月 30 日
A(累算) 歐元：2005 年 10 月 25 日
A(累算) 美元：2001 年 5 月 14 日
A(每年派息) 美元：1991 年 6 月 30 日
B(累算) 美元：2007 年 2 月 14 日

基金貨幣：美元

基金總資產：美元 8,135 百萬

截至 31/01/2010 單位淨值

A(累算) 歐元：18.76
A(累算) 美元：26.07
A(每年派息) 美元：24.28
B(累算) 美元：11.83

最高 / 最低價格：A(每年派息) 美元

一年最高價格 美元 26.56 2010 年 1 月 12 日
一年最低價格 美元 11.34 2009 年 3 月 2 日

費用

	首次認購費	服務費
A 股份	最高 5.00%	不適用
B 股份	不適用	最高 1.06%
	管理費	維持費
A 股份	1.35%	最高 0.50%
B 股份	1.35%	最高 0.75%

基金評級

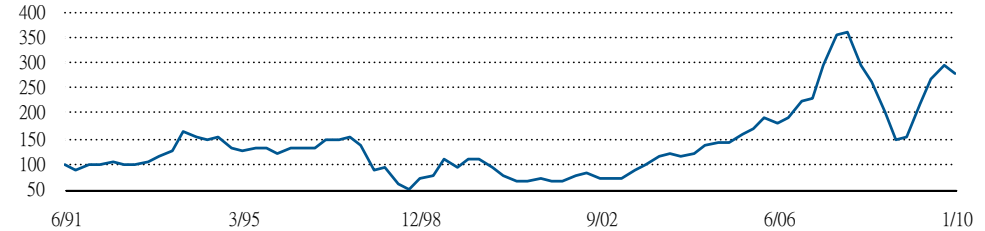
晨星星號評級² ★★★★★
標準普爾基金評級³ AAA

代號

	ISIN	BLOOMBERG
A(累算) 歐元	LU0229940001	TEMAAELX
A(累算) 美元	LU0128522157	TEMRBILX
A(每年派息) 美元	LU0029875118	TEMFREILX
B(累算) 美元	LU0285260591	TEMAGBULX

- 本基金投資於新興市場的證券，該等證券承受較高因經濟、政治及規管上的變動所帶來的風險，這可對本基金構成額外的風險。
- 投資此基金涉及風險，您有機會損失部分或全部的投資。
- 決定投資前，您應確保銷售中介人已向您解釋本基金適合您。
- 投資者不應單靠此宣傳資料而作出投資決定。

基金成立至今表現 - A(每年派息) 美元



累積表現 % (股息再投資)

	年初至今	三個月	一年	三年	五年	十年	自成立至今
A(每年派息) 美元	-4.93	5.70	98.70	28.51	104.05	155.45	179.43
摩根士丹利亞洲除日本所有國家指數	-6.02	0.71	71.40	10.05	78.04	78.03	308.89

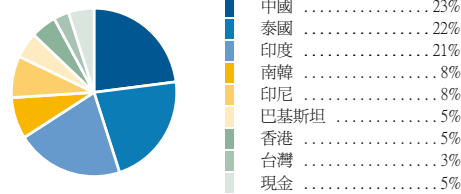
A(每年派息) 美元 之年度表現 % (股息再投資)

2009	2008	2007	2006	2005
103.10	-60.18	62.12	32.76	25.92

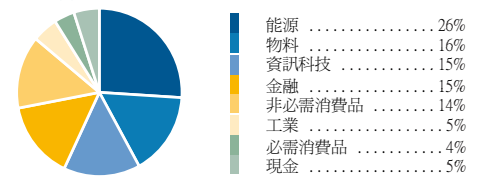
資產組合 (佔整體之百分比)¹

股票	定息收入	現金	三年期年率化標準差	加權平均信貸評級	加權平均存續期 (加權平均值)	市盈率
94.61%	0.00%	5.39%	36.23	不適用	不適用	16.17

地區分佈¹



資產分佈¹



資料來源：富蘭克林鄧普頓投資及標準普爾投資服務，以基金貨幣及資產淨值計算，已考慮股息再投資及資本增長及損失。上述表現為 A(每年派息) 美元之表現。

五大投資項目 (2010 年 1 月 31 日)

投資項目	國家	行業	%
SESA GOA LTD	印度	物料	5.58
TATA CONSULTANCY SERVICES LTD	印度	軟件及服務	5.42
DENWAY MOTORS LTD	中國	汽車及零件	5.04
PTT PUBLIC CO LTD	泰國	能源	4.63
P T ASTRA INTERNATIONAL TBK	印尼	汽車及零件	4.46

要索取更多資訊，歡迎瀏覽：www.franklintempleton.com.hk

1. 因調整至最接近的整數，投資分佈之總和或不等於 100%。 2. © 2010 Morningstar, Inc. 版權所有。本資料為 (1) Morningstar Inc. 及其資料提供者特許持有； (2) 非經許可，有關資料不得複印、複製、轉載或分發； (3) Morningstar Inc. 及其資料提供者對資料的可靠性、完整性、時效性、或準確性不作任何表示或保證，對任何人士因此等資料之錯誤、錯述、遺漏或加以依賴而蒙受任何損失或損害，彼等概不負責或承擔法律責任。 3. © 2010 標準普爾 (麥格勞 - 希爾公司旗下的子公司) 版權所有。標準普爾及其附屬公司 ("S&P") 為麥格勞 - 希爾公司旗下的子公司。

本報告之發行人為富蘭克林鄧普頓投資 (亞洲) 有限公司。本報告不構成投資基金單位之邀請或建議。認購基金股份時只可以使用附有基金說明書 / 基金認購章程的申請表格。投資帶有風險，基金價格可升或跌，過往業績亦不代表將來的表現。投資收益是以基金貨幣計算。投資者投資於非當地貨幣之基金時，應注意匯率可引致投資項目的價值或升或跌，導致本金的損失。投資前，投資者請應仔細閱讀基金說明書 / 基金認購章程 (包括「風險考慮」部分) 中與該基金相關的投資風險。

本報告可能只限於在若干司法權區內派發。在任何不准分發有關資料或作出任何邀請或建議之司法權區內，或向任何人士分派有關報告或作出邀請或建議即屬違法之情況下，本報告並不構成該等分派或邀請或建議。本報告並未為香港證監會所審閱。