



FRANKLIN TEMPLETON INVESTMENTS

FRANKLIN INCOME FUND

A SUB-FUND OF FRANKLIN TEMPLETON INVESTMENT FUNDS

31 January 2010

INVESTMENT OBJECTIVE

The Fund's investment objective is to maximize income while maintaining prospects for capital appreciation. It seeks to achieve by investing in a diversified portfolio of transferable securities consisting of equity securities and long and short-term debt securities.

- The Fund may invest in non-investment grade debt securities, and as a result may be subject to liquidity and counterparty default risks.
- This investment involves risks which may result in loss of part or entire amount of your investment.
- Before you decide to invest, you should make sure the intermediary has explained to you that the fund is suitable to you.
- Investors should not only base on this marketing material alone to make investment decisions.

FUND MANAGER

Edward Perks

FUND DATA

Fund Inception Date: 1 Jul 1999

A(Mdis)USD: 1 Jul 1999

B(Mdis)USD: 14 May 2001

Base Currency of Fund: US Dollar

Fund size: USD 550 million

Net Asset Value as of: 31 Jan 2010

A(Mdis)USD: USD 10.56

B(Mdis)USD: USD 10.11

High/Low NAV: A(Mdis)USD

1 Year High: USD 10.88 7 Jan 2010

1 Year Low: USD 7.06 9 Mar 2009

Dividends Paid: Monthly

DIVIDEND AMOUNT **EX-DIVIDEND DATE**

A(Mdis)USD USD 0.045 8 Jan 2010

B(Mdis)USD USD 0.035 8 Jan 2010

CURRENT YIELD²

A(Mdis)USD: 5.11%

B(Mdis)USD: 4.15%

FEES

	INITIAL SALES CHARGE	SERVICING CHARGE
A shares	Up to 5.00%	N/A
B shares	N/A	Up to 1.06%
	MANAGEMENT FEE	MAINTENANCE CHARGE
A shares	0.85%	Up to 0.50%
B shares	0.85%	Up to 0.75%

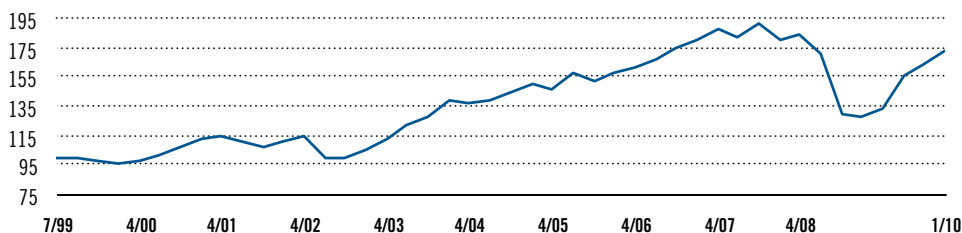
FUND RATINGS

Morningstar™ Overall Rating:³ ★★★★★

CODES

	ISIN	BLOOMBERG
A(Mdis)USD	LU0098860793	TEMFIAILX
B(Mdis)USD	LU0128532388	TEMFIBILX

TOTAL PERFORMANCE SINCE LAUNCH - A(MDIS)USD



CUMULATIVE PERFORMANCE % (DIVIDENDS RE-INVESTED)

	YTD	3-MO	1-YR	3-YR	5-YR	10-YR	SINCE LAUNCH
A(Mdis)USD	-0.81	5.64	35.29	-4.18	15.44	80.43	72.67
50% S&P 500/50% Barclays Capital US Aggregate Index	-1.06	2.75	20.75	-0.27	15.65	36.43	37.96

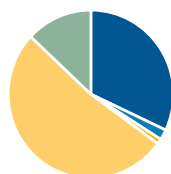
CALENDAR YEAR PERFORMANCE % FOR A(MDIS)USD (DIVIDENDS RE-INVESTED)

2009	2008	2007	2006	2005
34.42	-30.00	3.60	16.28	0.45

PORTFOLIO COMPOSITION (% OF TOTAL)¹

EQUITY	FIXED INCOME	CASH	3-YR ANNUALIZED STANDARD DEVIATION	WEIGHTED AVG. CREDIT RATING	WEIGHTED AVG. DURATION	WEIGHTED AVERAGE P/E RATIO
35.41%	51.59%	13.00%	16.80	B	4.11 Yrs	13.79

EQUITY ALLOCATION¹



FIXED INCOME ALLOCATION¹



Source: Franklin Templeton Investments and Standard and Poor's Investment Services, in Fund Currency, NAV to NAV, taking into account of reinvestments and capital gain or loss. Performance information is based on A(Mdis)USD Shares only.

TOP 5 HOLDINGS (31 JANUARY 2010)

HOLDINGS	COUNTRY	INDUSTRY	%
Texas Competitive Electric Holdings Co. LLC, senior note, A, 10.25%, 11/01/15	United States	Utilities	2.07
Ford Motor Credit Co. LLC, 7.375%, 2/01/11	United States	Automobiles & Components	1.93
GMAC Inc., senior note, 6.875%, 9/15/11	United States	Diversified Financials	1.91
Exxon Mobil Corp.	United States	Energy	1.76
Sanmina-SCI Corp., senior sub. note, 6.75%, 3/01/13	United States	Technology Hardware & Equipment	1.50

FOR MORE INFORMATION, PLEASE VISIT US AT: www.franklintempleton.com.hk

1. Due to rounding, the sum of portfolio may not equal 100%. 2. Current yield is calculated by: (latest monthly dividend amount*12)/ month-end NAV. 3. Source: © 2010 Morningstar, Inc. All rights reserved. The information contained herein: (1) is proprietary to Morningstar; (2) may not be copied or distributed; and (3) is not warranted to be accurate, complete or timely. Neither Morningstar nor its content providers are responsible for any damages or losses arising from any use of this information.

Franklin Templeton Investments (Asia) Limited is the issuer of this report. This report is neither an offer nor solicitation to purchase shares of the fund; applications for shares may only be made on forms of application available with the Explanatory Memorandum/Prospectus. Investments are subject to investment risks, fund value may go up as well as down and past performance is not indicative of future performance. The investment returns are denominated in fund currency. Investors investing in funds denominated in non-local currency should be aware of the risk of exchange rate fluctuations that may cause a loss of principal. Investors should read carefully the Explanatory Memorandum/Prospectus (including the section "Risk Considerations") for the relevant risks associated with the investment in the fund before investing.

Distribution of this report may be restricted in certain jurisdictions. This report does not constitute the distribution of any information or the making of any offer or solicitation by anyone in any jurisdiction in which such distribution or offer is not authorized or to any person to whom it is unlawful to distribute such a report or make such an offer or solicitation. This report has not been reviewed by the Securities and Futures Commission of Hong Kong.



FRANKLIN TEMPLETON
INVESTMENTS

富蘭克林鄧普頓投資

富蘭克林入息基金

富蘭克林鄧普頓投資基金子基金

截至 2010 年 1 月 31 日

投資目標

本基金透過以組合形式分散投資於各類可轉讓證券，主要包括股票及長、短期債務證券，以達致謀求最優厚收益，同時保持資本增值的前景之目標。

基金經理

Edward Perks

基金資料

基金成立日期： 1999 年 7 月 1 日
A(每月派息)美元： 1999 年 7 月 1 日
B(每月派息)美元： 2001 年 5 月 14 日
基金貨幣： 美元
基金總資產： 美元 550 百萬

截至 31/01/2010 單位淨值

A(每月派息)美元： 美元 10.56
B(每月派息)美元： 美元 10.11

最高/最低價格： A(每月派息)美元

一年最高價格 美元 10.88 2010 年 1 月 7 日

一年最低價格 美元 7.06 2009 年 3 月 9 日

每月派息

	派息	除息日
A(每月派息)美元	美元 0.045	2010 年 1 月 8 日
B(每月派息)美元	美元 0.035	2010 年 1 月 8 日

現價息率²

A(每月派息)美元： 5.11%
B(每月派息)美元： 4.15%

費用

	首次認購費	服務費
A 股份	最高 5.00%	不適用
B 股份	不適用	最高 1.06%
	管理費	維持費
A 股份	0.85%	最高 0.50%
B 股份	0.85%	最高 0.75%

基金評級

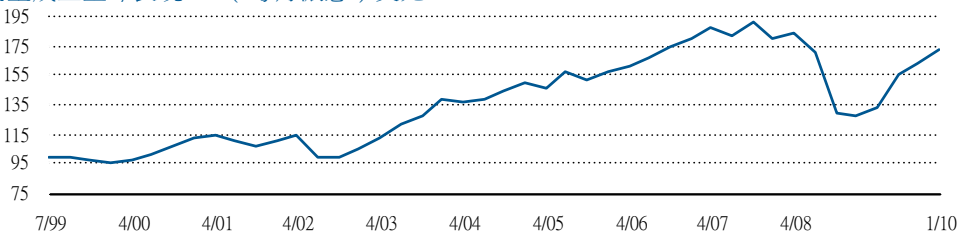
晨星星號評級³ ★★★★★

代號

	ISIN	BLOOMBERG
A(每月派息)美元	LU0098860793	TEMF1A1LX
B(每月派息)美元	LU0128532388	TEMF1B1LX

- 本基金可投資於非投資級別的債務證券，因而可能涉及流通性風險及交易對手違約的風險。
- 投資此基金涉及風險，您有機會損失部分或全部的投資。
- 決定投資前，您應確保銷售中介人已向您解釋本基金適合您。
- 投資者不應單靠此宣傳資料而作出投資決定。

基金成立至今表現 - A(每月派息)美元



累積表現 % (股息再投資)

	年初至今	三個月	一年	三年	五年	十年	自成立至今
A(每月派息)美元	-0.81	5.64	35.29	-4.18	15.44	80.43	72.67
50% 標準普爾 500 指數 / 50% 巴克萊資本美國總計指數	-1.06	2.75	20.75	-0.27	15.65	36.43	37.96

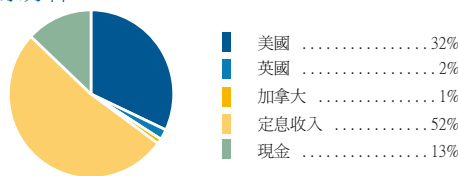
A(每月派息)美元之年度表現 % (股息再投資)

	2009	2008	2007	2006	2005
A(每月派息)美元	34.42	-30.00	3.60	16.28	0.45

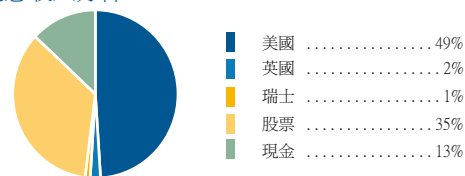
資產組合 (佔整體之百分比)¹

股票	定息收入	現金	三年期年率化標準差	加權平均信貸評級	加權平均存續期	市盈率 (加權平均值)
35.41%	51.59%	13.00%	16.80	B	4.11 年	13.79

股票分佈¹



定息收入分佈¹



資料來源：富蘭克林鄧普頓投資及標準普爾投資服務，以基金貨幣及資產淨值計算，已考慮股息再投資及資本增長及損失。上述表現為 A(每月派息)美元之表現。

五大投資項目 (2010 年 1 月 31 日)

投資項目	國家	行業	%
Texas Competitive Electric Holdings Co. LLC, senior note, A, 10.25%, 11/01/15	美國	公用事業	2.07
Ford Motor Credit Co. LLC, 7.375%, 2/01/11	美國	汽車及零件	1.93
GMAC Inc., senior note, 6.875%, 9/15/11	美國	多元化金融	1.91
Exxon Mobil Corp.	美國	能源	1.76
Sanmina-SCI Corp., senior sub. note, 6.75%, 3/01/13	美國	科技硬件及器材	1.50

要索取更多資訊，歡迎瀏覽：www.franklintempleton.com.hk

1. 因調整至最接近的整數，投資分佈之總和不等於 100%。2. 現價息率的計算方法為：(最新每月派息*12)/月結單位淨值 3. © 2010 Morningstar, Inc. 版權所有。本資料為 (1) Morningstar Inc. 及其資料提供者特許持有；(2) 非經許可，有關資料不得複印、複製、轉載或分發；(3) Morningstar Inc. 及其資料提供者對資料的可靠性、完整性、時效性、或準確性不作任何表示或保證，對任何人士因此等資料之錯誤、錯述、遺漏或加以依賴而蒙受任何損失或損害，彼等概不負責或承擔法律責任。

本報告之發行人為富蘭克林鄧普頓投資(亞洲)有限公司。本報告不構成投資基金單位之邀請或建議。認購基金股份時只可以使用附有基金說明書/基金認購章程的申請表格。投資帶有風險，基金價格可升或跌，過往業績亦不代表將來的表現。投資收益是以基金貨幣計算。投資者投資於非當地貨幣之基金時，應注意匯率可引致投資項目的價值或升或跌，導致本金的損失。投資前，投資者請應仔細閱讀基金說明書/基金認購章程(包括「風險考慮」部分)中與該基金相關的投資風險。

本報告可能只限於在若干司法權區內派發。在任何不准分發有關資料或作出任何邀請或建議之司法權區內，或向任何人士分派有關報告或作出邀請或建議即屬違法之情況下，本報告並不構成該等分派或邀請或建議。本報告並未為香港證監會所審閱。